

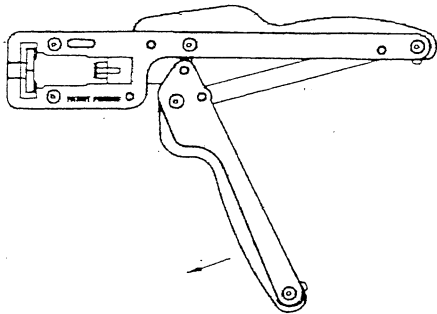
8800 SERIES UNI-SEAL DROP TOOL

**SARGENT
QUALITY
TOOLS**

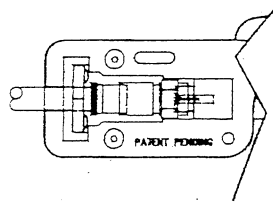
Installation tool for compression style connectors manufactured by Thomas & Betts (Snap-N-Seal), Gilbert (Ultra Seal), PPC (EXXL), Antec (Digicon), PCT (DRS), Stirling (SPL) and PPC (EX).

Made in U.S.A.
Patent Pending

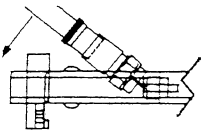
- 1) Open the compression chamber by activating the handle to the open position.



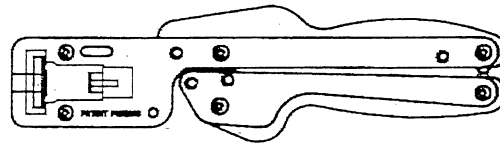
- 4) The compression sleeve should be in front of the fully closed cable supports.



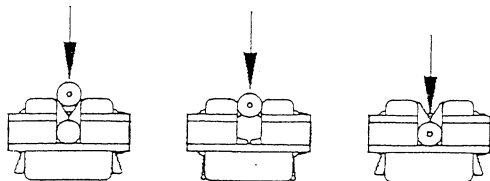
- 2) Install the un-compressed connector and cable by inserting the coax conductor into the hole in the compression tip.



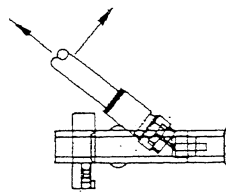
- 5) With the cable/connector pre-assembly in place squeeze the tool handle to the closed position. A toggle action is evident as the handle approaches its full movement and the handles butt.



- 3) Press the cable between the spring loaded cable supports. To assist in loading the cable, supports can be activated to the open position by squeezing the finger pads inward on the opposite side of the tool.



- 6) Release the handle to the open position and lift the cable in a radial motion up and out of the compression chamber. The cable supports will open releasing the cable and connector assembly.



LUBRICATE MOVING PARTS ONCE A WEEK. CHECK FOR DAMAGE OR LOOSE PARTS ONCE A MONTH.

CAUTION: WEAR SAFETY GLASSES WHEN TERMINATING COMPRESSION PRODUCTS.

CATALOG NO.	DESCRIPTION
8800 US	T&B (Snap-N-Seal) Gilbert (Ultra Seal) PPC (EXXL) Antec (Digicon) PCT (DRS)
8810 US	Stirling (SPL)
8820 US	PPC (EX)