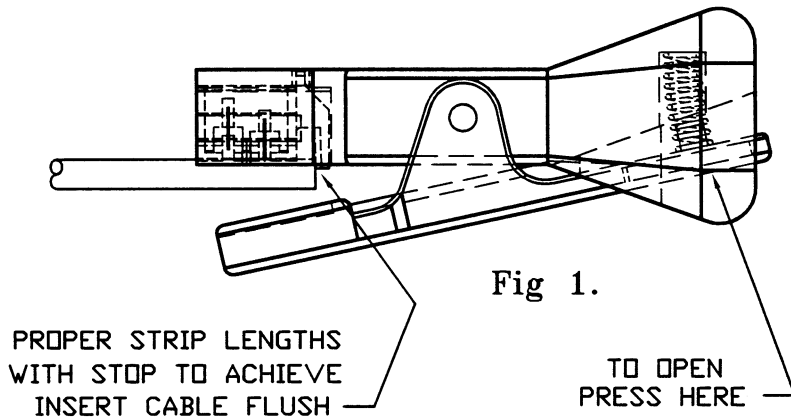


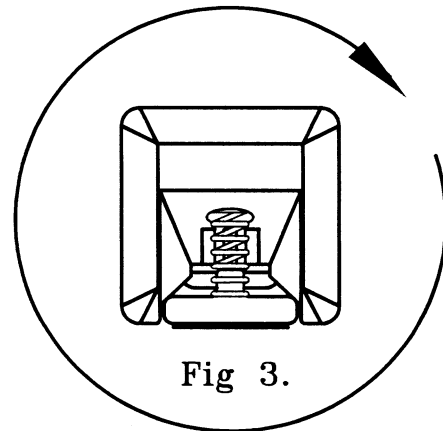
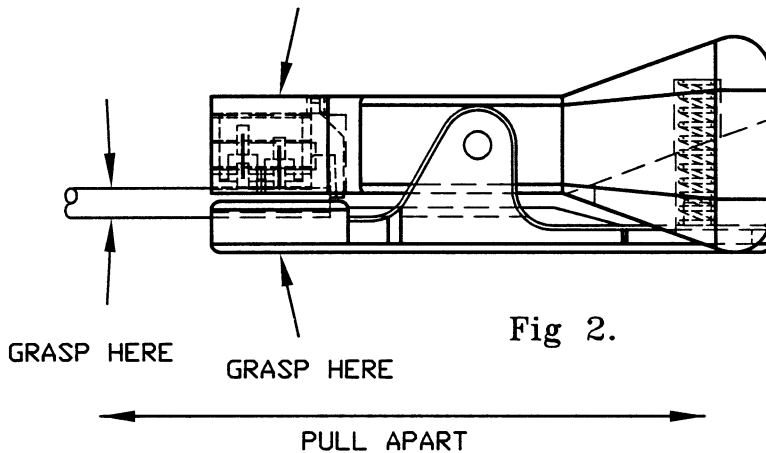
# STUBBY™ CABLE STRIPPER

## STUB END STRIPPER STRIPPING INSTRUCTIONS

### STEP 1.



Start by squeezing STUBBY™ to permit entry of the cable into tool as shown in Fig. 1. Butt the end of the cable up against the cable stop built into the cartridge and release finger pressure allowing the tool to close down on the cable as shown in Fig. 2.



### STEP 2.

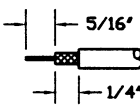
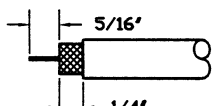
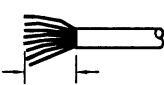
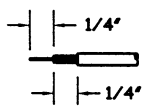
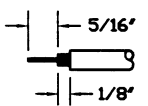
Grasp STUBBY™ by the squared off end and rotate clockwise 4-6 turns for RG 6/59 and 7-8 turns for 7/11 cables as shown in Fig. 3. Number of turns may vary with cable brand or type and is best determined through experimentation.

Hold STUBBY™ firmly near cartridge end (Fig. 2.) and grasp cable near tool and pull apart to remove scrap. Remove scrap by tapping tool or poking with cable end. As an alternative to pulling scrap all the way off, just pull enough to separate scrap from main body of cable. Then remove cable from tool and remove scrap with fingers.

# STUBBY<sup>TM</sup> CABLE STRIPPER

- 8500S strips RG 6/59 to a 1/4" x 5/16" prep.
  - 8510S strips RG 7/11 to a 1/4" x 5/16" prep.
  - 8530S strips twisted pair cable.
  - 8570S strips MINI-COAX to a 1/4" x 1/4" prep. as shown.
  - 8580S strips RG 6/59 to a 5/16" x 1/8" prep. as shown for EZF-6/59 connectors.
- Squeeze the tension arm to permit entry of the cable into the cartridge nest. The end of the cable must contact the stop to assure cable preparation to industry standards.  
If a longer center conductor prep is required the stop can be removed.
- Center conductor stripping blade has a patented "V" notch to eliminate scoring.
  - The blades are pre-set to industry standards.

## STRIPS ACHIEVED WITH VARIOUS CARTRIDGES

CABLE SIZES	RG 6/59	RG 7/11	UTP	MINI-COAX	RG 6/59 (EZF)
REPLACEMENT CARTRIDGES	(BLACK) 8700-00	(GRAY) 8700-10	(BLUE) 8700-30	(GREEN) 8700-70	(BLUE) 8700-80
					
	STRIP LENGTH VARIES BY APPLICATION				

SARGENT QUALITY TOOLS

MFG. BY ROSTRA TOOL CO.  
30 EAST INDUSTRIAL ROAD  
BRANFORD, CONN. 06405

MADE IN U.S.A.

PHONE (203)488-8665 FAX (203)488-6497 ON THE WEB AT WWW.ROSTRATOOL.COM